



GS1-128 SERIAL SHIPPING CONTAINER LABEL

Companion Report

Version: 3.0 Final

Author:	Thomas A. Smith
Company:	Burlington Stores
Publication:	10/24/2014
Trading Partner:	
Notes:	

Table of Contents

SHIPPING LABEL REQUIREMENTS & EXAMPLES 1

Basic Requirements: 1

Shipping Labels 1

Shipping Label Size 1

Shipping Label Zones..... 1

4x6 Label Sample – Zone Mapping 2

4x6 Label Sample – Mapping to the EDI 850 3

The 4x7 Label 4

Zone “F” The Shipper/Supplier Segment 4

4x7 Label Sample – Zone Mapping 5

4x7 Label Sample – Mapping to the EDI 850 6

Prepack DC/DS Shipment Data Source Grid 8

Ship to DC Mark for Store Shipment Data Source Grid 9

PART B: SHIPPING LABEL PLACEMENT 10

Shipping Label Placement 10

Side Labeling 10

Carton Content Labels 10

Other Notes and Comments: 11

User Note :

This Burlington Stores EDI Specification Document was developed exclusively for technical development purposes as would be undertaken by a typical trading partner as part of their on-boarding and technical development process; this document was designed to be as informative as possible however is not intended to provide complete compliance guidance or as part of a typical compliance management process undertaken by a typical trading partner.

The Burlington Stores Vendor Compliance guidelines can be found here:

<http://www.burlingtoncofactory.com/Vendors/Compliance.aspx>

Burlington Stores EDI Specification Documents can be found on the Burlington Stores website under :

<http://www.burlingtoncofactory.com/Vendors/EDI.aspx>

If you find this or any Burlington Stores EDI Specification contains material omissions or commentary which would be of value to your on-boarding and/or technical development process, please contact EDI Support at (609)387-7800 Ext 3340 (EDI-0) or EDI.Support@BurlingtonStores.com, where an incident will be opened and escalated to the Specification Guideline Team.

The Burlington EDI Team is committed to 'Making it Easy!'

If there are any questions about this or any Burlington Stores EDI specifications contact EDI Support at (609) 387-7800 Ext 3340 (EDI-0) or EDI.Support@BurlingtonStores.com, where an incident will be opened and answered by the next available EDI coordinator.

SHIPPING LABEL REQUIREMENTS & EXAMPLES

GS1-128 SERIAL SHIPPING CONTAINER LABEL (aka; EAN/UCC 128, SSCC, LPN)

Basic Requirements:

1. All cartons shipped to Burlington Stores Distribution Centers and/or stores are required to display a Shipping Container label, regardless of carton content, purpose, receiving party, or location.
2. Separate carton content labels are required when carton content information does not fit on the UCC-128 label
3. A valid ASN (EDI-856) must be received at least 24 hours prior to the shipment being received in the warehouse
4. The carton identifiers contained within the ASN must match those displayed on the shipping label
5. Carton IDs are expected to survive in the Burlington Stores supply chain for a period of one year; do not re-use Carton ID numbers during any one year period.

Shipping Labels

The Shipping Label contains information relevant to a specific shipment. Burlington Stores has adopted the most current standards of the GS1-128 label format to form the basis for their shipping label standards. Updates Vendor Guidelines are considered as changes are made to the GS1 standards.

Shipping Label Size

- **Zone Height** - Each zone must measure 1.0" in height $\pm 0.2"$. However, a zone may be doubled in height to accommodate additional information. The height of the double-high zone is 2.0" in height $\pm 0.4"$. Please note that Zone H must always be 2.0" $\pm 0.4"$ to accommodate the SSCC-18 bar code.
- **Zone Width** - The width of the zones is determined by the width of the label. In some cases, the label width can be divided to accommodate two zones side by side.
- **Label Height** - The recommended minimum label height is 6.0" $\pm 0.2"$. The height of the label can be taller if necessary to accommodate additional information. However, the sequence of zones must be preserved and the placement guidelines described below must be observed.
- **Label Width** - The recommended minimum label width is 4.0" $\pm 0.2"$.

Shipping Label Zones

The layout of the GS1-128 label consists of different zones, each zone a separate building block. The size of the zones, with the exception of certain zones that have mandatory dimensions, can be adjusted to accommodate varying amounts of information. Even when zones are resized, however, the placement of information must remain consistent relative to the information in other zones. In other words, there is flexibility in placing the information within zones, but the sequence of zones must be preserved.

4x6 Label Sample – Zone Mapping

<p>Zone A Zone title: FROM Height: 0.8" Width: 1.25" Data Content: Ship from Name and Address Text size: 8 to 10 Pts</p>	<p>Zone B Zone title: TO: Height: 0.8" Width: 2.75" Data Content: Ship to Name and Address Text size: 12 to 14 Pts</p>
<p>Zone C Zone title: Ship to Postal code Height: 1.0" Width: 2.5" Data Content: Ship to Postal bar Code Text size: 8 to 10 Pts</p>	<p>Zone D Zone title: Carrier: Height: 1.0" Width: 1.5" Data Content: Carrier name SCAC Text size: 10 to 16 Pts</p>
<p>Zone E Zone title: (PO/Content) Height: 1.2" Width: 4" Data Content: 9 digit PO number (24 pt) Style, color, size* (10 pt) Quantity in Carton (10 pt)</p>	
<p>Zone G Zone title: Store number Height: 1.2" Width: 2.5" Data Content: 3 digit Store number Text size: 20 Pt Bar Code height: 0.5" minimum X Dimension 0.020" minimum</p>	<p>Zone H Zone title: FOR Height: 1.2" Width: 1.5" Data Content: Store number and address Text size: 12 Pt</p>
<p>Zone I Zone title: SSCC Height: 2" Width: 4" Data Content: Serial Shipping Container Code Bar Code height: 1.25" minimum X Dimension 0.020" minimum</p>	

4x6 Label Sample - Mapping to the EDI 850¹

From: COMPANY NAME 100 FRONT STREET YOUR TOWN, NJ 08075 <div style="text-align: center; border: 1px solid red; border-radius: 50%; width: 30px; height: 30px; margin: 0 auto;">A</div>	To: Burlington Coat Factory 1830 Route 130 N Burlington, NJ 08 <div style="text-align: center; border: 1px solid red; border-radius: 50%; width: 30px; height: 30px; margin: 0 auto;">B</div>								
(420) SHIP TO POSTAL  (420) 32654 <div style="text-align: center; border: 1px solid red; border-radius: 50%; width: 30px; height: 30px; margin: 0 auto;">C</div>	Carrier Name: Put Carrier Name (if known) Else, put 'UNKN' BOLD and in CAPS <div style="text-align: center; border: 1px solid red; border-radius: 50%; width: 30px; height: 30px; margin: 0 auto;">D</div>								
PO#: 12345789 <div style="text-align: center; border: 1px solid red; border-radius: 50%; width: 30px; height: 30px; margin: 0 auto;">E</div>									
<table style="width: 100%; border-collapse: collapse;"> <thead> <tr> <th style="text-align: left;">STYLE</th> <th style="text-align: left;">COLOR</th> <th style="text-align: left;">SIZE</th> <th style="text-align: left;">QUANTITY</th> </tr> </thead> <tbody> <tr> <td>ABCDEFGH</td> <td>ABCD</td> <td>ABCDEF</td> <td>9999</td> </tr> </tbody> </table>		STYLE	COLOR	SIZE	QUANTITY	ABCDEFGH	ABCD	ABCDEF	9999
STYLE	COLOR	SIZE	QUANTITY						
ABCDEFGH	ABCD	ABCDEF	9999						
Store Number (92) 053 <div style="text-align: center; border: 1px solid red; border-radius: 50%; width: 30px; height: 30px; margin: 0 auto;">G</div> 	Mark For: Burlington Coat Factory Store 053 1830 Route 130 N Burlington, NJ 08016 <div style="text-align: center; border: 1px solid red; border-radius: 50%; width: 30px; height: 30px; margin: 0 auto;">H</div>								
(00) SERIAL SHIPPING CONTAINER (00) 0 0886332 999999999 4  <div style="text-align: center; border: 1px solid red; border-radius: 50%; width: 30px; height: 30px; margin: 0 auto;">I</div>									

(Image shown at Actual Size 4.0"x6.0")

¹ See Bulk DC Shipment Data Source Grid (P7), or Prepack DC/DS Shipment Data Source Grid (P8), or Ship to DC Mark for Store Shipment Data Source Grid (P9) for mapping guide from the 850

The 4x7 Label

Burlington Stores understands that some of our vendors prefer to use just one label for all of their customers and that this label may come in the form of a 4x7 Label; it is with that understanding that Burlington Stores makes the following information available so that there is absolute clarity as to which zones represent the label content within the 4x7 label.

Zone “F” The Shipper/Supplier Segment

Zone F, the Shipper/Supplier Segment) is reserved for internal information that the shipper of the goods may require in the course of business to define loads, waves or other internal processes, in other words this zone is set aside specifically for Shipper-specific information required by the shipper to process the shipment.





4x7 Label Sample – Zone Mapping²

<p>Zone A Zone title: FROM Height: 0.8" Width: 1.25" Data Content: Ship from Name and Address Text size: 8 to 10 Pts</p>	<p>Zone B Zone title: TO: Height: 0.8" Width: 2.75" Data Content: Ship to Name and Address Text size: 12 to 14 Pts</p>
<p>Zone C Zone title: Ship to Postal code Height: 1.0" Width: 2.5" Data Content: Ship to Postal bar Code Text size: 8 to 10 Pts</p>	<p>Zone D Zone title: Carrier: Height: 1.0" Width: 1.5" Data Content: Carrier name SCAC Text size: 10 to 16 Pts</p>
<p>Zone E Zone title: (PO/Content) Height: 1.2" Width: 4" Data Content: 9 digit PO number (24 pt) Style, color, size* (10 pt) Quantity in Carton (10 pt)</p>	
<p>Zone F Zone title: Shipper Supplier Section Height: Width: Data Content: Shipper Supplier Defined (Not used by Burlington Coat Factory)</p>	
<p>Zone G Zone title: Store number Height: 1.2" Width: 2.5" Data Content: 3 digit Store number Text size: 36 Pt Bar Code height: 0.5" minimum X Dimension 0.020" minimum</p>	<p>Zone H Zone title: FOR Height: 1.2" Width: 1.5" Data Content: Store number and address Text size: 12 Pt</p>
<p>Zone I Zone title: SSCC Height: 2" Width: 4" Data Content: Serial Shipping Container Code Bar Code height: 1.25" minimum X Dimension 0.020" minimum</p>	

(Image shown at Actual Size 4.0"x7.0")

² See Bulk DC Shipment Data Source Grid (P7), or Prepack DC/DS Shipment Data Source Grid (P8), or Ship to DC Mark for Store Shipment Data Source Grid (P9) for mapping guide from the 850

4x7 Label Sample - Mapping to the EDI 850

From: COMPANY NAME 100 FRONT STREET YOUR TOWN, NJ 08075	To: Burlington Coat Factory 1830 Route 130 Burlington, NJ 08016								
(420) SHIP TO POSTAL  (420) 32654	Carrier Name: Put Carrier Name (if known) Else, put 'UNKN' BOLD and in CAPS								
PO#: 12345789 <table border="1"> <thead> <tr> <th>STYLE</th> <th>COLOR</th> <th>SIZE</th> <th>QUANTITY</th> </tr> </thead> <tbody> <tr> <td>ABCDEFGH</td> <td>ABCD</td> <td>ABCDEF</td> <td>9999</td> </tr> </tbody> </table>		STYLE	COLOR	SIZE	QUANTITY	ABCDEFGH	ABCD	ABCDEF	9999
STYLE	COLOR	SIZE	QUANTITY						
ABCDEFGH	ABCD	ABCDEF	9999						
									
Store Number (92) 053 	Mark For: Burlington Coat Factory Store 053 1830 Route 130 Burlington, NJ 08016								
(00) SERIAL SHIPPING CONTAINER (00) 0 0886332 999999999 4 									

Bulk DC Shipment Data Source Grid**BULK DC SHIPMENT**

Zone	Zone Title	Field Descr.	Source Document	Field Source	Qualifier	Required/Optional
A	Ship From	Vendor Name	PO (EDI 850)	N102	Where N101 = SF	Required
A	Ship From	Address 1	PO (EDI 850)	N301	Where N101 = SF	Required
A	Ship From	Address 2	PO (EDI 850)	N302	Where N101 = SF	Required
A	Ship From	City	PO (EDI 850)	N401	Where N101 = SF	Required
A	Ship From	State	PO (EDI 850)	N402	Where N101 = SF	Required
A	Ship From	Postal code	PO (EDI 850)	N403	Where N101 = SF	Required
A	Ship From	Country Code	PO (EDI 850)	N404	Where N101 = SF	Optional
B	Ship To	Vendor Name	PO (EDI 850)	N102	Where N101 = ST	Required
B	Ship To	Address 1	PO (EDI 850)	N301	Where N101 = ST	Required
B	Ship To	Address 2	PO (EDI 850)	N302	Where N101 = ST	Required
B	Ship To	City	PO (EDI 850)	N401	Where N101 = ST	Required
B	Ship To	State	PO (EDI 850)	N402	Where N101 = ST	Required
B	Ship To	Postal code	PO (EDI 850)	N403	Where N101 = ST	Required
B	Ship To	Country Code	PO (EDI 850)	N404	Where N101 = ST	Optional
C	Ship To Postal Code	Postal code	PO (EDI 850)	N403	Where N101 = ST	Required
D	Carrier Name	Carrier Name	VENDOR PROVIDES		Carrier or UNKNOWN	Required
E	Carton Contents	PO Number	PO (EDI 850)	BEG03	Where BEG02 = SA	Required
E	Carton Contents	Style Descr.	PO (EDI 850)	PO109	IT or VA	Required
E	Carton Contents	Color Descr.	PO (EDI 850)	PO111	BO	Required
E	Carton Contents	Size	PO (EDI 850)	PO113	IZ	Required
E	Carton Contents	Carton Quantity	PO (EDI 850)	PO102	Actual Quantity	Required
F	Shipper/Supplier Segment	Undefined	Undefined	Undefined	Undefined	Optional
G	Ship To	Store/DC No.	PO (EDI 850)	N104	Where N101 = ST	Required
H	Ship To	Store/DC No.	PO (EDI 850)	N104	Where N101 = ST	Required
H	Ship To	Address 1	PO (EDI 850)	N301	Where N101 = ST	Required
H	Ship To	Address 2	PO (EDI 850)	N401	Where N101 = ST	Required
H	Ship To	City	PO (EDI 850)	N402	Where N101 = ST	Required
H	Ship To	State	PO (EDI 850)	N403	Where N101 = ST	Required
H	Ship To	Postal code	PO (EDI 850)	N404	Where N101 = ST	Required
I	Container Code	SSCC-18	ASN (EDI 856)	MAN02	GM	Required

3

³ Separate carton content labels are required when carton content information does not fit on the UCC-128 label (Zone E)

Prepack DC/DS Shipment Data Source Grid**PRE-PACK DC/DS SHIPMENT**

Zone	Zone Title	Field Descr.	Source Document	Field Source	Qualifier	Required/Optional
A	Ship From	Vendor Name	PO (EDI 850)	N102	Where N101 = SF	Required
A	Ship From	Address 1	PO (EDI 850)	N301	Where N101 = SF	Required
A	Ship From	Address 2	PO (EDI 850)	N302	Where N101 = SF	Required
A	Ship From	City	PO (EDI 850)	N401	Where N101 = SF	Required
A	Ship From	State	PO (EDI 850)	N402	Where N101 = SF	Required
A	Ship From	Postal code	PO (EDI 850)	N403	Where N101 = SF	Required
A	Ship From	Country Code	PO (EDI 850)	N404	Where N101 = SF	Optional
B	Ship To	Vendor Name	PO (EDI 850)	N102	Where N101 = ST	Required
B	Ship To	Address 1	PO (EDI 850)	N301	Where N101 = ST	Required
B	Ship To	Address 2	PO (EDI 850)	N302	Where N101 = ST	Required
B	Ship To	City	PO (EDI 850)	N401	Where N101 = ST	Required
B	Ship To	State	PO (EDI 850)	N402	Where N101 = ST	Required
B	Ship To	Postal code	PO (EDI 850)	N403	Where N101 = ST	Required
B	Ship To	Country Code	PO (EDI 850)	N404	Where N101 = ST	Optional
C	Ship To Postal Code	Postal code	PO (EDI 850)	N403	Where N101 = ST	Required
D	Carrier Name	Carrier Name	VENDOR PROVIDES		Carrier or UNKNOWN	Required
E	Carton Contents	PO Number	PO (EDI 850)	BEG03	where BEG02 = SA	Required
E	Carton Contents	Style Descr.	PO (EDI 850)	SLN12	IT or VA	Required
E	Carton Contents	Color Descr.	PO (EDI 850)	SLN14	BO	Required
E	Carton Contents	Size	PO (EDI 850)	SLN16	IZ	Required
E	Carton Contents	Carton Quantity	PO (EDI 850)	SLN04	Actual Quantity	Required
F	Shipper/Supplier Segment	Undefined	Undefined	Undefined	Undefined	Optional
G	Ship To	Store/DC No.	PO (EDI 850)	N104	Where N101 = ST	Required
H	Ship To	Store/DC No.	PO (EDI 850)	N104	Where N101 = ST	Required
H	Ship To	Address 1	PO (EDI 850)	N301	Where N101 = ST	Required
H	Ship To	Address 2	PO (EDI 850)	N401	Where N101 = ST	Required
H	Ship To	City	PO (EDI 850)	N402	Where N101 = ST	Required
H	Ship To	State	PO (EDI 850)	N403	Where N101 = ST	Required
H	Ship To	Postal code	PO (EDI 850)	N404	Where N101 = ST	Required
I	Container Code	SSCC-18	ASN (EDI 856)	MAN02	GM	Required

4

⁴ Separate carton content labels are required when carton content information does not fit on the UCC-128 label (Zone E)

Ship to DC Mark for Store Shipment Data Source Grid**SHIP TO DC / MARK FOR STORE SHIPMENT**

Zone	Zone Title	Field Description	Source Document	Field Source	Qualifier	Required/Optional
A	Ship From	Vendor Name	PO (EDI 850)	N102	Where N101 = SF	Required
A	Ship From	Address 1	PO (EDI 850)	N301	Where N101 = SF	Required
A	Ship From	Address 2	PO (EDI 850)	N302	Where N101 = SF	Required
A	Ship From	City	PO (EDI 850)	N401	Where N101 = SF	Required
A	Ship From	State	PO (EDI 850)	N402	Where N101 = SF	Required
A	Ship From	Postal code	PO (EDI 850)	N403	Where N101 = SF	Required
A	Ship From	Country Code	PO (EDI 850)	N404	Where N101 = SF	Optional
B	Ship To	Vendor Name	PO (EDI 850)	N102	Where N101 = ST	Required
B	Ship To	Address 1	PO (EDI 850)	N301	Where N101 = ST	Required
B	Ship To	Address 2	PO (EDI 850)	N302	Where N101 = ST	Required
B	Ship To	City	PO (EDI 850)	N401	Where N101 = ST	Required
B	Ship To	State	PO (EDI 850)	N402	Where N101 = ST	Required
B	Ship To	Postal code	PO (EDI 850)	N403	Where N101 = ST	Required
B	Ship To	Country Code	PO (EDI 850)	N404	Where N101 = ST	Optional
C	Ship To Postal Code	Postal code	PO (EDI 850)	N403	Where N101 = ST	Required
D	Carrier Name	Carrier Name	VENDOR PROVIDES		Carrier or UNKNOWN	Required
E	Carton Contents	PO Number	PO (EDI 850)	BEG03	where BEG02=SA	Required
E	Carton Contents	Style Descr.	PO (EDI 850)	SLN12	IT or VA	Required
E	Carton Contents	Color Descr.	PO (EDI 850)	SLN14	BO	Required
E	Carton Contents	Size	PO (EDI 850)	SLN16	IZ	Required
E	Carton Contents	Carton Quantity	PO (EDI 850)	SLN04	Actual Quantity	Required
F	Supplier Segment	Undefined	Undefined	Undefined	Undefined	Optional
G	Mark For	Store/DC No.	ASN (EDI 856)	N104	Where N101 = Z7	Required
H	Mark For	Store/DC No.	ASN (EDI 856)	N104	Where N101 = Z7	Required
H	Mark For	Address 1	ASN (EDI 856)	N301	Where N101 = Z7	Required
H	Mark For	Address 2	ASN (EDI 856)	N401	Where N101 = Z7	Required
H	Mark For	City	ASN (EDI 856)	N402	Where N101 = Z7	Required
H	Mark For	State	ASN (EDI 856)	N403	Where N101 = Z7	Required
H	Mark For	Postal code	ASN (EDI 856)	N404	Where N101 = Z7	Required
I	Container Code	SSCC-18	ASN (EDI 856)	MAN02	GM	Required

5

⁵ Separate carton content labels are required when carton content information does not fit on the UCC-128 label (Zone E)

PART B: SHIPPING LABEL PLACEMENT

GS1-128 SERIAL SHIPPING CONTAINER LABEL (aka; EAN/UCC 128, SSCC)

Shipping Label Placement

The current GS1 US “Application Standards for Shipping Container Codes” calls for the placement of the Shipping Label on the side of the carton.

Side Labeling

In keeping with the guidelines set forth by the GS1 US “Application Standards for Shipping Container Codes,” Shipping Labels placed on the side of the carton must meet the following criteria:

- Shipping Labels must be placed on the long side of the carton with the bar codes in a vertical bar or “picket fence” orientation. In order to achieve this picket fence orientation, most labels will need to be placed straight up and down.
- Shipping Labels must be placed in such a way that the SSCC bar code appears no closer than 1¼” from the natural bottom of the carton.
- The Shipping Label must be placed so that the SSCC bar code appears no closer than 3” from the edge of the carton.
- If the Shipping Label is placed on the same side of the carton as a Product Label it must be placed to the left side of the Product Label so that it does not obscure any of the information on the Product Label and so that no bar code appears closer than 1¼” from the natural edge of the carton.
- For cartons where the height of the carton is less than that of the Shipping Label, one of the following must occur:
 - The entire Shipping Label may be placed on the top of the carton following the guidelines for Top Labeling.
 - OR--
 - The shipping label may be placed on the side of the carton with the bottom of the bar code placed at least 1¼” from the natural bottom; and the excess portion of the top of the label should be folded over to the top of the carton.
 - Care must be taken in these cases to not crease the Shipping Label on any bar codes or other critical information.

Carton Content Labels

Separate carton content labels are required when carton content information does not fit on the UCC-128 label (Zone E).

Other Notes and Comments:

- There should not be any tape, marking, or additional labels covering any part of the UCC- 128 label.
- UCC-128 labels must be printed on adhesive shipping labels
- UCC-128 labels should never be printed on plain paper.
- UCC-128 labels should be applied without any wrinkles or marks running through the barcode symbols.
- Do not affix the UCC-128 label to the disposable poly-bag covering the garment.
- Pallet level UCC-128 labels are not accepted
- Separate carton content labels are required when carton content information does not fit on the UCC-128 label (Zone E).

User Note :

This Burlington Stores EDI Specification Document was developed exclusively for technical development purposes as would be undertaken by a typical trading partner as part of their on-boarding and technical development process; this document was designed to be as informative as possible however is not intended to provide complete compliance guidance or as part of a typical compliance management process undertaken by a typical trading partner.

The Burlington Stores Vendor Compliance guidelines can be found here:

<http://www.burlingtoncoafactory.com/Vendors/Compliance.aspx>

Burlington Stores EDI Specification Documents can be found on the Burlington Stores website under :

<http://www.burlingtoncoafactory.com/Vendors/EDI.aspx>

If you find this or any Burlington Stores EDI Specification contains material omissions or commentary which would be of value to your on-boarding and/or technical development process, please contact EDI Support at (609)387-7800 Ext 3340 (EDI-0) or EDI.Support@BurlingtonStores.com, where an incident will be opened and escalated to the Specification Guideline Team.

The Burlington EDI Team is committed to 'Making it Easy!'

If there are any questions about this or any Burlington Stores EDI specifications contact EDI Support at (609) 387-7800 Ext 3340 (EDI-0) or EDI.Support@BurlingtonStores.com, where an incident will be opened and answered by the next available EDI coordinator.